

SELinux

It is all about the labels.




Who am I?

Open Source Advocate
Instructor
Consultant
Student, Tester, Volunteer

laubersm (twitter, freenode, fedoraproject)
sml@laubersolutions.com
<https://github.com/laubersm/LauberSolutions>

Type Enforcement



CAT_CHOW



DOG_CHOW



ALLOW



CAT



CAT_CHOW : FOOD



EAT



ALLOW




DOG



DOG_CHOW : FOOD



EAT



not allowed = **DENIED**



What does this look like on a system?

```
$ sesearch --allow -s httpd_t -t httpd_sys_content_t
```

Found 15 semantic av rules:

```
allow httpd_t file_type : filesystem getattr ;
```

```
allow httpd_t file_type : dir { getattr search open } ;
```

```
allow daemon httpd_sys_content_t : dir { getattr search open } ;
```

```
allow httpd_t httpd_sys_content_t : file { ioctl read getattr lock open } ;
```

```
allow httpd_t httpd_sys_content_t : dir { ioctl read getattr lock search open } ;
```

```
allow httpd_t httpd_sys_content_t : lnk_file { read getattr } ;
```

```
allow httpd_t httpd_content_type : file { ioctl read getattr lock open } ;
```

```
allow httpd_t httpd_content_type : dir { getattr search open } ;
```

```
allow httpd_t httpd_sys_content_t : dir { ioctl read write getattr lock add_name remove_name search open } ;
```


```
allow httpd_t httpd_content_type : file { ioctl read getattr lock open } ;
```

```
$ ps -ZU apache
```

LABEL	PID	TTY	TIME	CMD
system_u:system_r:httpd_t:s0	4876	?	00:00:00	httpd
system_u:system_r:httpd_t:s0	4877	?	00:00:00	httpd

```
$ ls -Z /var/www/html/
```

```
unconfined_u:object_r:httpd_sys_content_t:s0 /var/www/html/index.html
```




```
$ ssearch --allow -s httpd_t -t shadow_t
```


Found 2 semantic av rules:

```
allow httpd_t file_type : filesystem getattr ;
```

```
allow httpd_t file_type : dir { getattr search open } ;
```


```
$ ls -Z /etc/shadow
```


```
system_u:object_r:shadow_t:s0 /etc/shadow
```




Wait! There's more.

Multi Category Security (MCS)





DOG:RANDOM1




DOG:RANDOM2



DOG_CHOW:
RANDOM1



DOG_CHOW:
RANDOM2

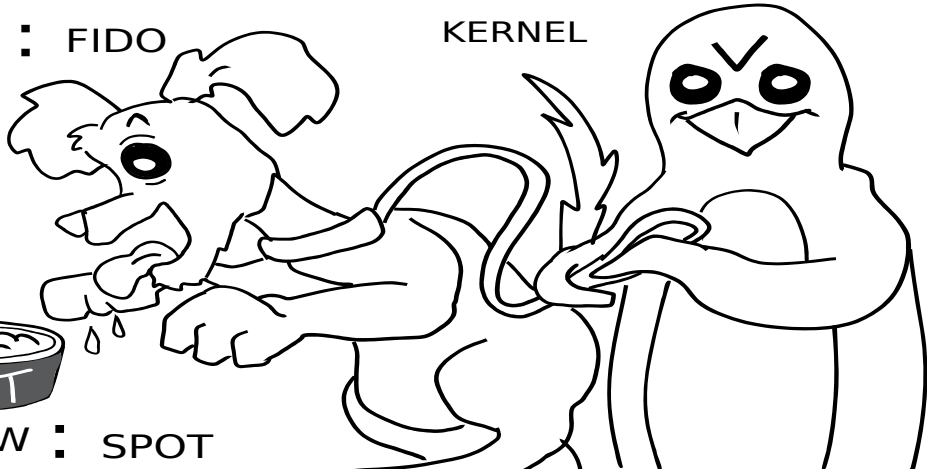


DOG : RANDOM1

DOG_CHOW : RANDOM

DOG : FIDO


KERNEL



DOG_CHOW : SPOT

KERNEL

DOG



CAT_CHOW

What does MCS look like on a system?


oVirt



sandbox



openstack.
CLOUD SOFTWARE



OPENSIFT



docker

A VM can only access its own disk

```
$ ps -ef -Z | grep qemu
```

```
system_u:system_r:svirt_t:s0:c189,c390 qemu 27671 1 99 17:36 ? 00:02:44  
/usr/bin/qemu-system-x86_64 -machine accel=kvm -name AdminLocal ...  
file=AdminLocal.raw ...
```

```
$ ls -Z AdminLocal.raw
```

```
system_u:object_r:svirt_image_t:s0:c189,c390 AdminLocal.raw
```

```
$ ls -Z RHcurr.img
```

```
system_u:object_r:svirt_image_t:s0:c290,c831 RHcurr.img
```

Network connections have context too!


```
$ ps -ef -Z | grep qemu
```

```
system_u:system_r:svirt_t:s0:c189,c390 qemu 27671 1 99 17:36 ?  
00:02:44 /usr/bin/qemu-system-x86_64 -machine accel=kvm -name AdminLocal ...  
file=AdminLocal.raw ...
```

```
# netstat -tZ | egrep '5901|5900'
```

```
tcp      0      0 127.0.0.1:5901      127.0.0.1:49865    ESTABLISHED  
27671/qemu-system-x system_u:system_r:svirt_t:s0:c189,c390  
  
tcp      0      0 127.0.0.1:5900      127.0.0.1:36699    ESTABLISHED  
3672/qemu-system-x8 system_u:system_r:svirt_t:s0:c290,c831
```


Multi Level Security (MLS)



DOG : CHIHUAHUA

DOG_CHOW : CHIHUAHU,

Administration Scenario

Policy: default “targeted”

Content: custom location

Administration Scenario

Add file-context for everything under /web

```
# semanage fcontext -a -t httpd_sys_content_t "/web(/.*)?"
```

```
# restorecon -R -v /web
```

```
$ man semanage-fcontext
```

Administration Scenario

Policy: default “targeted”

Content: allow ftp dropbox

Administration Scenario

Add a read/write file-context for everything under /upload

```
# semanage fcontext -a -t public_content_rw_t "/upload(/.*)?"
```

```
# restorecon -R -v /upload
```

Enable allow rules with boolean

```
# semanage boolean -m --on ftpd_anon_write
```

```
$ man semanage-boolean
```

Administration Scenario

Policy: default “targeted”

Content: run service on custom port

Administration Scenario

Allow sshd to listen on tcp port 8991

```
# semanage port -a -t ssh_port_t -p tcp 8991
```

```
$ man semanage-port
```

Administration Scenario

Policy: default “targeted”

Place a particular module into permissive mode.

Administration Scenario

List all permissive modules

```
# semanage permissive -l
```

Make httpd_t (Web Server) a permissive domain

```
# semanage permissive -a httpd_t
```

```
$ man semanage-permissive
```

Logs, logs, logs (and a bit of troubleshooting)

```
# grep avc /var/log/audit/audit.log
```

```
type=AVC msg=audit(1439679445.509:7156): avc: denied  
{ read } for pid=4878 comm="httpd" name="index.html"  
dev="dm-1" ino=57673974  
scontext=system_u:system_r:httpd_t:s0  
tcontext=unconfined_u:object_r:user_home_t:s0 tclass=file  
permissive=0
```

Got setroubleshoot?

`/var/log/messages` or `journalctl` will have a message similar to:

```
setroubleshoot[5564]: SELinux is preventing /usr/sbin/httpd from read access on the file index.html.  
For complete SELinux messages. run sealert -l ad4801f3-7f10-4191-a85f-b95d9de40ac1
```

```
python[5564]: SELinux is preventing /usr/sbin/httpd from read access on the file index.html.
```

```
***** Plugin catchall_boolean (89.3 confidence) suggests *****
```

If you want to allow httpd to read user content

Then you must tell SELinux about this by enabling the 'httpd_read_user_content' boolean.

Do

```
setsebool -P httpd_read_user_content 1
```

When all else fails...

```
# getenforce  
# setenforce 0  
# <test, test, test>  
# setenforce 1  
  
# man audit2allow
```



Does it really protect a system?

Shellshock

“SELinux does not block the exploit but it would prevent escalation of confined domains”

-Dan Walsh <http://danwalsh.livejournal.com/71122.html>

<https://securityblog.redhat.com/2014/09/26/frequently-asked-questions-about-the-shellshock-bash-flaws/>

<http://cybermatters.info/2014/10/09/shellshock-selinux/> (interview with Dan)

<https://blog.hqcodeshop.fi/archives/243-SELinux-and-Shellshock.html>

CVE-2014-6271 and CVE-2014-7169 and CVE-2014-7186 and CVE-2014-718



Vemon

“sVirt provides good anti-venom for this flaw”

-Dan Berrange (creator of libvirt)

<http://danwalsh.livejournal.com/71489.html>

<https://securityblog.redhat.com/2015/05/13/venom-dont-get-bitten/>

CVE-2015-3456



Svirt to the rescue is not new!

CVE-2011-1751 2011

<http://danwalsh.livejournal.com/45194.html>

PDFs, Browsers, and more

“Why we don't confine Firefox with SELinux”

By Dan Walsh

<http://danwalsh.livejournal.com/72697.html>

CVE-2015-4495 Aug 2015

Consider sandbox tools to confine any application as needed.

More:

<http://selinuxproject.org/>

<https://www.nsa.gov/research/selinux/>

<http://oss.tresys.com/>

<https://github.com/TresysTechnology/refpolicy/wiki>

<https://github.com/TresysTechnology/setools3/wiki>

Thanks!



Máirín Duffy



Dan Walsh

<https://github.com/mairin/selinux-coloring-book>

<http://stopdisablinglinux.com>



Slides available at:
<http://github.com/laubersm/LauberSolutions>

This work is licensed under a Creative Commons Attribution-
ShareAlike 4.0 International License.

<http://creativecommons.org/licenses/by-sa/4.0/>

